

“High Frequency Ceramic Solutions”

869 MHz Low Pass Filter

P/N 0869LP14A090

Detail Specification

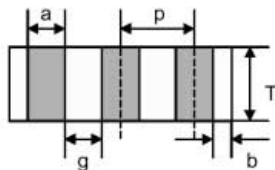
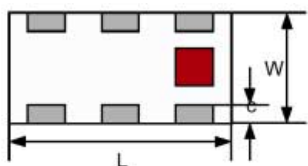
Page 1 of 2

Part Number	Frequency (MHz)	Insertion Loss	Attenuation (min.)	Return Loss
0869LP14A090_	824 - 915	0.6 dB max.	20 dB @ $2 \times f_o$ 15 dB @ $3 \times f_o$	10.9 dB min.

Input Power	Impedance	Operating Temperature Range
3 Watt max	50 Ω	-40 to +85°C

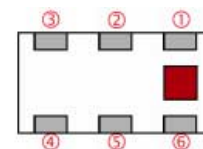
Mechanical Dimensions

	L	W	T	a	b	c	g	p
Inches	0.063 ± .004	0.032 ± .004	0.024 ± .004	.008 ± .004	0.008 ± .004/-0.006	.006 ± ± .004	0.012 ± .004	0.020 ± .002
mm	1.6 ± 0.1	0.80 ± 0.1	0.60 ± 0.1	0.20 ± 0.1	0.20 ± 0.1/-0.15	0.15 ± 0.1	0.30 ± 0.1	0.50 ± 0.05



Terminal Configuration

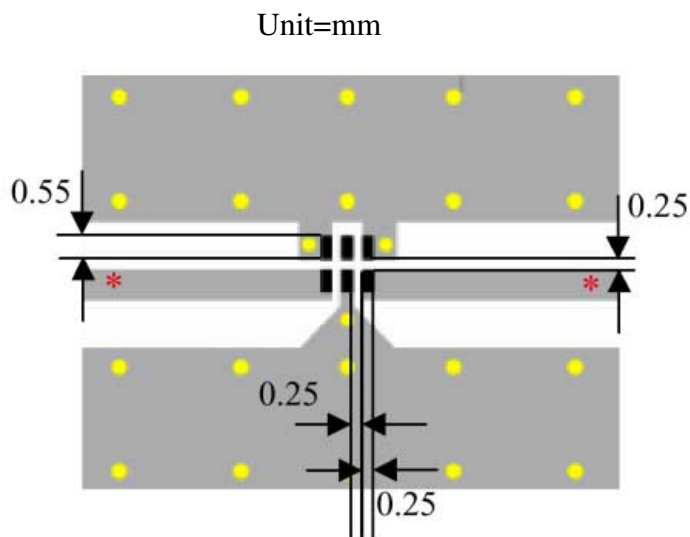
No.	Function	No.	Function
1	GND	4	OUT
2	NC	5	GND
3	GND	6	IN



Mounting Considerations

- Mount these devices with brown mark facing up.
- Line width should be designed to provide 50 Ω impedanc

- Solder Resist
- Land
- Through-hole (ϕ 0.35)



Johanson Technology, Inc. reserves the right to make design changes without notice.
All sales are subject to Johanson Technology, Inc. terms and conditions.

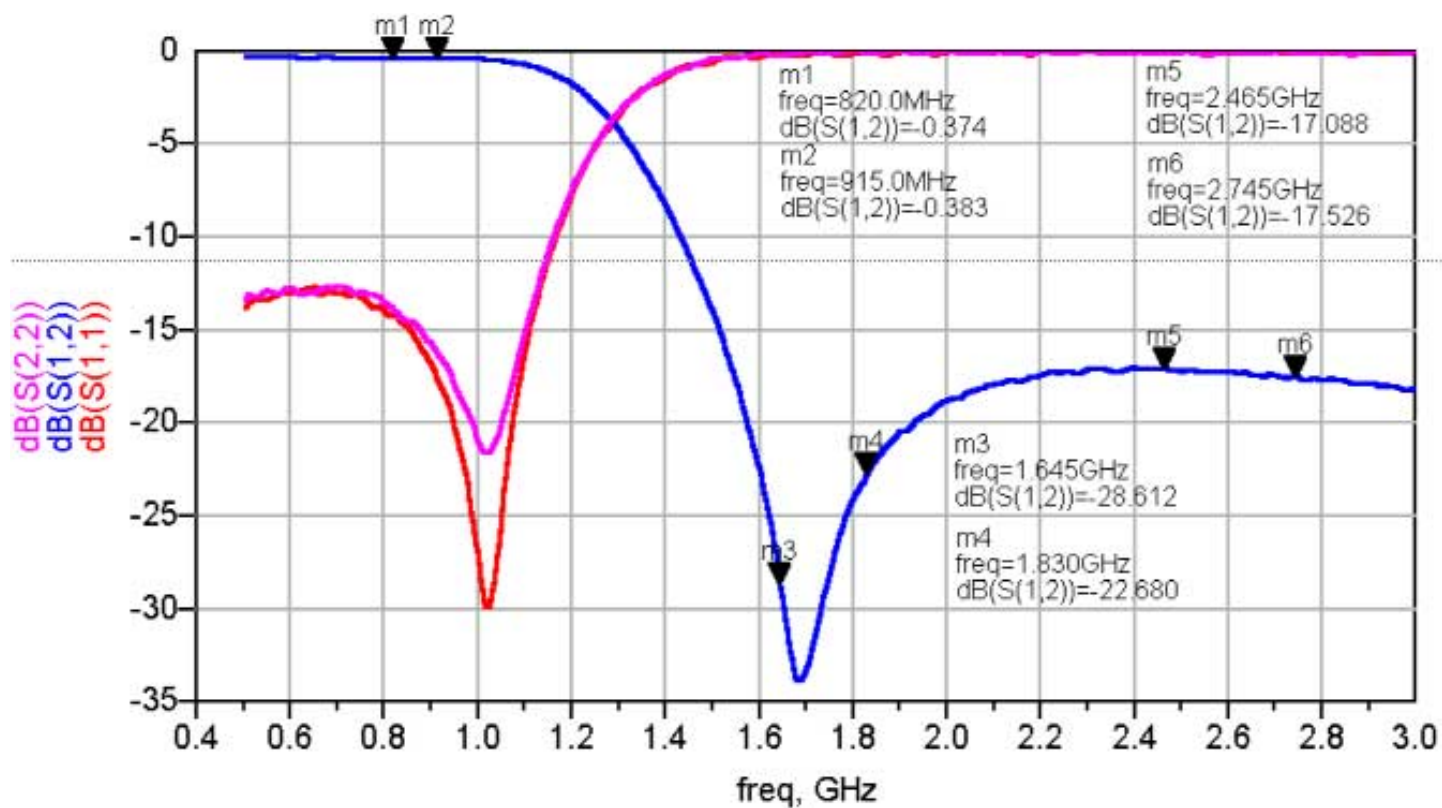
869 MHz Low Pass Filter

Detail Specification

P/N 0869LP14A090

Page 2 of 2

Typical Insertion Loss / Return Loss



Delivery

Packaged in embossed tape on 7" reels (4000 / reel)
Standard delivery is eight weeks or sooner ARO